

QUICK REFERENCE GUIDE FOR LEARNING MANAGEMENT SYSTEM

Audience: TennCare Providers, Representatives of TennCare Members or any NEMT Program Inquiry

Purpose: This document provides a step-by-step guide for how to access the TennCare E-Learning NEMT Educational Video.

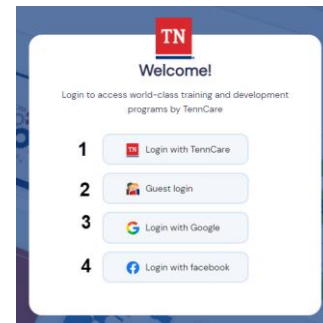
Step 1: Scan the QR code or Navigate to TennCare-LMS URL

<https://tenncare.icaresecure.com/web/lms/sign-in>



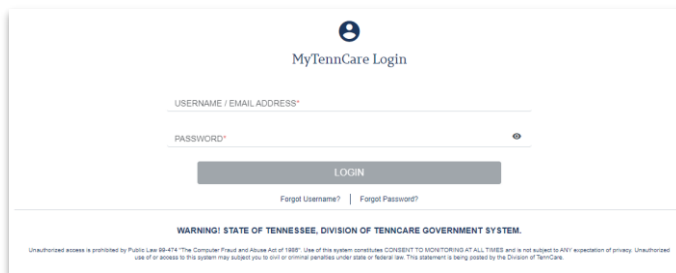
Step 2: This will launch the TennCare-LMS Portal Login Page. Select anyone option from following

1. Login with TennCare ID
2. Guest Login
3. Login with Google Account
4. Login with Facebook Account

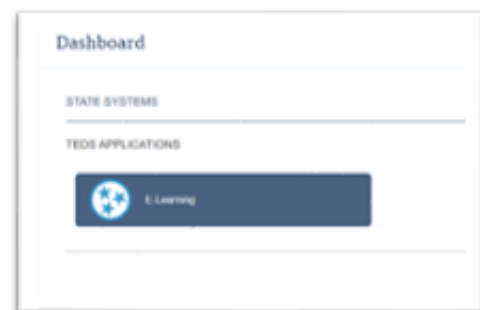


Step 3: Login with TennCare ID

- Enter RACFID as your username example: DCU7344
- Enter your net domain AD password

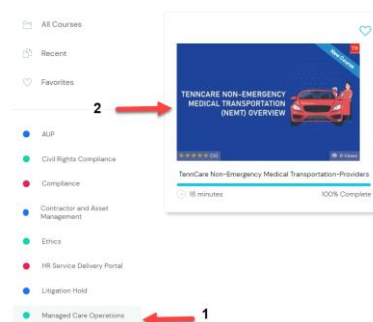


Step 3.1: After Successful Validation/Login, click on “E-LEARNING” tile



Step 4: Course Catalog

1. Click on “Managed Care Operations”
2. Click on “TennCare Non-Emergency Medical Transportation-Providers” tile to view the course.



QUICK REFERENCE GUIDE FOR LEARNING MANAGEMENT SYSTEM

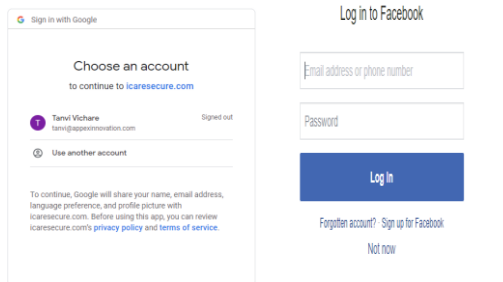


Step 4.1: You will be redirected to the “TennCare Non-Emergency Medical Transportation-Providers” page.

1. Course Progress Bar: shows course completion in percentage(%)
2. Lesson completion indicates completion mark after viewing the lesson.

Step 5: Login with Google OR Facebook

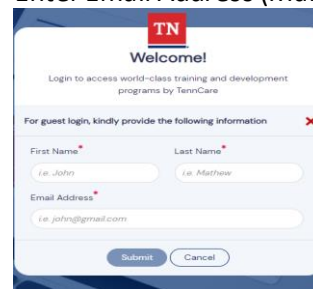
1. You will be redirected to Google or Facebook authentication Page.
2. Select the Google OR Facebook Account to login



3. You will redirect on Course Catalog (Step-7)

Step 6: Guest Login

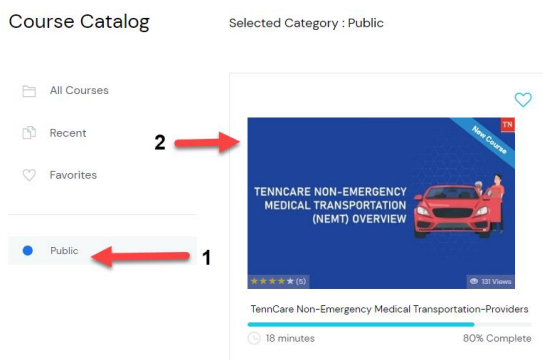
- Enter First Name (Mandatory)
- Enter Last Name (Mandatory)
- Enter Email Address (Mandatory)



- You will redirect on Course Catalog (Step-7)

Step 7: Course Catalog

1. Click on “Public”
2. Click on “TennCare Non-Emergency Medical Transportation-Providers” tile to view the course



Step 7.1: You will be redirected to the “TennCare Non-Emergency Medical Transportation-Providers” page.

1. Course Progress Bar: shows course completion in percentage(%)
2. Lesson completion indicates completion mark after viewing the lesson.



NOTE: If you have any questions or encounter any problems, please send an email on [iCareSecure Support](#)